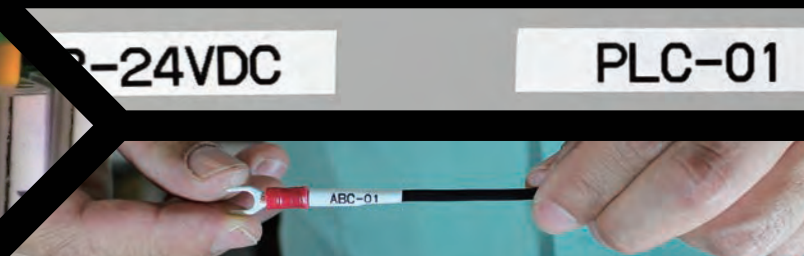


MAX



LETATWIN LM-550A2 SERIES

*PORTABLE PRINTER FOR
CONTROL PANEL
WIRE NUMBERING & DEVICE LABELING*



PORTABLE PRINTER FOR WIRE & DEVICE IDENTIFICATION

1 INTEGRATED RECHARGEABLE BATTERY

Even when you can not find a power supply nearby, you can continue wire numbering and device labeling on site by loading 4, AA size rechargeable batteries.

*Panasonic eneloop AA rechargeable batteries are recommended.

Please inquire about other rechargeable battery brands.

*Rechargeable batteries are not included with a printer purchase.

*You can print & half-cut approximately 10m(20mm pitch length X 500 block)tube using fully charged rechargeable Ni-MH batteries.

1 Battery Insertion

Open



AA batteries x 4pcs



*`eneloop` is a registered trademark of Panasonic Corporation group.

2 Bringing Printer

Top



Side



3 Printing without Power connection.

Input



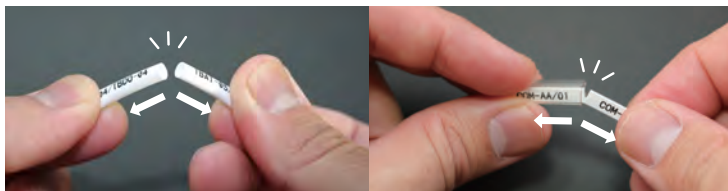
Printing



2 HALF CUT FUNCTION

Adjust your marker length using the integrated Half Cut function. This unique function brings you: Higher visibility of printed characters. Less print media changes. Easy inventory management for print media.

1 Half Cut function



Half cut tubing is easily cut by hand.



Depth of the half cut can be adjusted.

2 Available block length

Heat Shrink Tubing: 10-150mm/block



Vinyl(PVC) Round Tubing: 10-150mm/block



Tape: 3.5-60mm/block



ID Plate: 10-60mm/block



MARKING SOLUTIONS WITH THE UNIQUE FEATURES BELOW:

3


PC CONNECTION

Easy Operation : Copy & Paste



Change data to
Windows Excel
or a [.csv] file

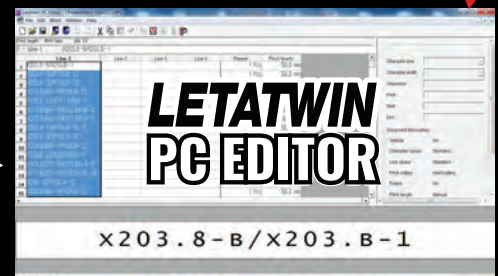
LETATWIN PC EDITOR



Copy
& Paste

*'Windows' and 'Excel' are registered trademarks of Microsoft Corporation of North America and other countries.

DATA TRANSFER



4

EASY STEPS OF TUBE(SLEEVE) MARKING



Check the outer wire diameter.

| USA | Recommended Tubing Size | | |
|-------|-------------------------|-------|--------------|
| Wire | GRIP | N2 | L2 and L |
| AMG24 | TU29G | - | - |
| AMG22 | TU37G | - | TU425 |
| AMG20 | | - | TU425 |
| AMG18 | | - | TU427 |
| AMG16 | - | TU332 | TU432 |
| AMG14 | | TU336 | TU434 or 436 |
| AMG12 | - | TU342 | TU442 |
| AMG10 | - | TU352 | TU452 |
| AMG8 | - | - | TU464 |
| AMG6 | - | - | TU480 |


Select appropriate tubing size.



Set the tubing on LETATWIN.



You can carry the half cut
printed tubing.



LETATWIN prints
and half cut the tubing.



Input print data



Insert 2pcs of the marked blocks



Cut by Hands



Done!


*The recommended size does not guarantee a match between wire and tube. We recommend checking the outside wire diameter.

VERSATIL PRINT MEDIA

1 GRIP TUBE Easy stop & Multi wire diameter tubing(sleeve)


Specially designed internal tube shape helps your markers hold a fixed position on the wire, even when using multiple wire diameter sizes. This material is a good fit to ferrule terminals.

2 Features




1 Inside Shape

TU29G (Outer Wire:φ1.9~2.1mm)



TU37G (Outer Wire:φ2.5~2.7mm)




2 ID PLATE w4.1mm X t1.0mm Polyethylene Plate for Sleeve pocket.

Print by LETATWIN




Push into sleeve pocket



Cut by hands



Done!



*HALOGEN FREE : Accordance with IEC61249-2-21,Cl ≤ 0.09wt%,Br ≤ 0.09wt%, total content rate of both is ≤ 0.15wt%

3 ROUND TUBE Vinyl(PVC)and Half-cutttable by LETATWIN

1 'L`Tube (Vinyl(PVC)/Drum Roll/No UL)

The drum roll design allows the tube to feed smoothly.



2 'N`Tube (UL224/E171616/105°C/600V)

This 'N` tube series has acquired the UL224 certification, high insulation performance.



| USA | Recommended Tubing Size | | |
|-------|-------------------------|-------|--------------|
| Wire | GRIP | N2 | L2 and L |
| AMG24 | TU29G | - | - |
| AMG22 | TU37G | - | TU425 |
| AMG20 | | - | TU425 |
| AMG18 | | - | TU427 |
| AMG16 | - | TU332 | TU432 |
| AMG14 | - | TU336 | TU434 or 436 |
| AMG12 | - | TU342 | TU442 |
| AMG10 | - | TU352 | TU452 |
| AMG8 | - | - | TU464 |
| AMG6 | - | - | TU480 |


*The recommended size does not guarantee a match between wire and tube. We recommend checking the outside wire diameter.

4 TAPE (w5/9/12mm) & MARKABLE SLIDE PLATE (w10.7 X t0.5mm)

Half cut is also usable on polyester tapes. Useful for control panel device labeling.

1 Polyester Tape (w5/9/12mm/White/Yellow/Transparent)

Half Cut is available.





Stick tape onto Slide Plate



2 Markable Slide Plate

Terminal Block Strip





*Black ink ribbon is 110m(120.3yard)/roll, white ink ribbon is 70m(76.6yard)/roll

*Expression of `Halogen Free` is accordance with IEC 61249-2-21, Chlorine(Cl) $\leq 0.09\text{wt}\%$ (900ppm), Bromine(Br) $\leq 0.09\text{wt}\%$ (900ppm), total content rate of both materials is $\leq 0.15\text{wt}\%$ (1500ppm).

Remove



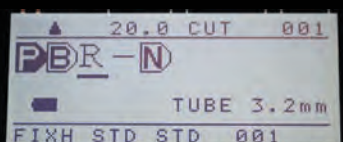
Insert



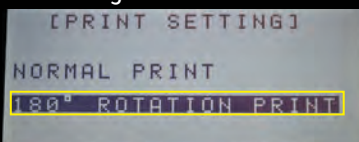
► USEFUL FUNCTIONS

1 AUTOMATIC 180 DEGREE ROTATION:


1. Input Data:



2. Print Setting:



3. Printed block:



*Marking blocks are automatically duplicated, the duplicated marking blocks can not seen if you press `IMAGE` key.

*If the REPEAT` number is set to 2, please change the `REPEAT` setting into 1.

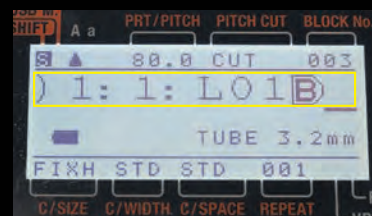
2 INPUT ASSISTANCE FUNCTION

If the amount of input characters for wire numbering is large, it can feel frustrating. You can use this function to cut your input data time.


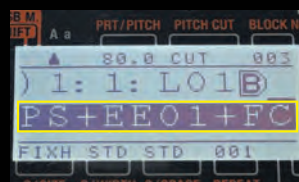
1. When printing wire numbering as below:

| SOURCE | TARGET |
|---------------------------|------------------------------|
| PS+EE02+QB(+24V) 02 : L02 | PS+EE01+FC(+24V) 1 : 1 : L01 |

2. Input your numbers and characters with keyboard according to the source and target and then press the `block` key.



3. By pressing `SHIFT` and `A/a` keys together, you can recall the characters entered immediately before. Press `ENTER` if you want to print it.




*This function is available only when one slash [/] is entered between the source and target.

*You can also select input candidates with the \blacktriangle / \blacktriangledown keys.

*`Sequence Settings` are not automatically copied by this function.

3 SEQUENCE SETTINGS: UP TO 3 SEQUENCES IN A BLOCK.


One sequence in a block;



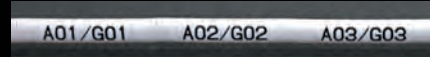
image




Two sequences in a block;



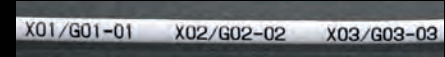
image



Three sequences in a block;

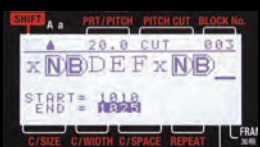


image



4 VERSATIL SEQUENCE SETTING

START / END

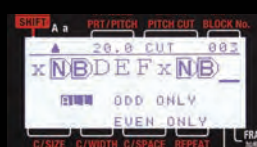


START

1010, 1011, 1012 ... 1025

END

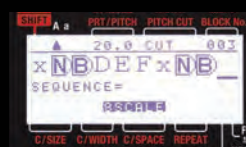
ODD / EVEN



ODD: 1, 3, 5, 7, 9, 11....

EVEN: 2, 4, 6, 8, 10, 12....

8 / 10 / 16 SCALE



8 Scale: 1,2,3.. 7, 10, 11..

10 Scale: 1,2,3.. 9, 10, 11..

16 Scale: 1,2,3.. 9, A, B ..

ALPHABETICAL




CAP: A, B, C, D ... Z

L.C.: a, b, c, d, Z

5 AUTO SIZE: CHARACTER AUTO & PITCH AUTO IMPROVE VISIBILITY OF MARKINGS.

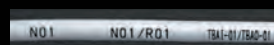
1. STANDARD AUTO CHARACTER:

You can shorten the character block length but character height also changes.



2. FIXED HEIGHT AUTO CHARACTER:

Only character height is fixed, character length changes automatically for higher visibility.




3. SUPER AUTO CHARACTER:

You can shorten character size&space/ line space, so you can save consumable consumption.



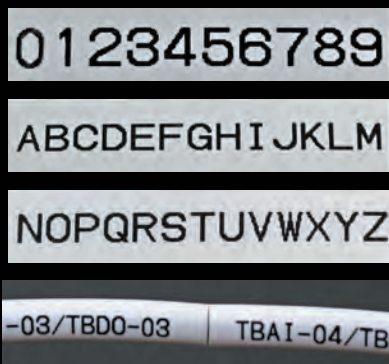
4. Printing block length is automatically fixed by setting character size.



6 CHARACTER FONT CHOICES: THREE FONTS FOR BETTER VISIBILITY.

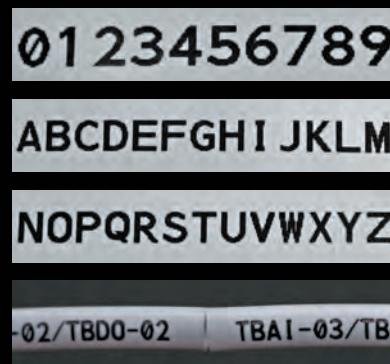
1. STANDARD:

Same in past models.



2. CLEAR CHARACTER:

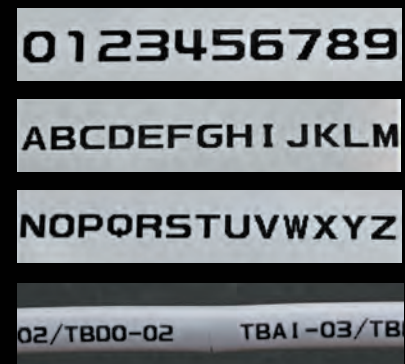
Desinged for decreasing misreading.



*Especially`3`6`8`9`0(zero)`0(oh)` are designed for prevention from misreading.

3. SQUARE SHAPE:

Height & Width are equal length.



*Accutual character size is little bit smaller than the set characer size.

▶ BASIC FUNCTIONS

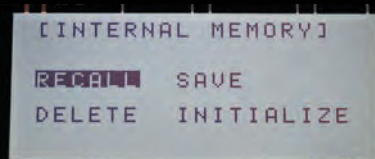
1 INTERNAL MEMORY / MEMORY OF WORD:

<INTERNAL MEMORY>

Up to 5,000 characters / file

Up to 50 files / printer

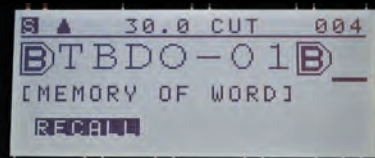
Up to 250,000 characters / printer



<MEMORY OF WORD>

Up to 15 characters / word

Up to 30 words / printer



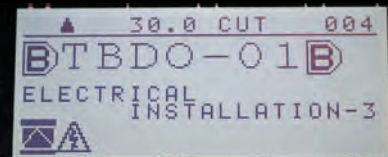
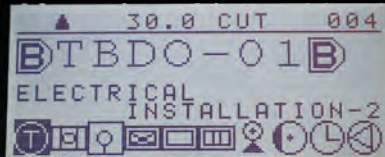
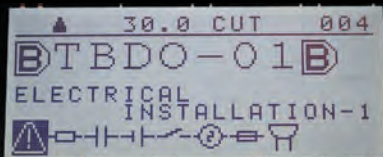
2 NUMERIC KEYBOARD:

The numeric keypad makes it easy to type numbers quickly and with only one hand.



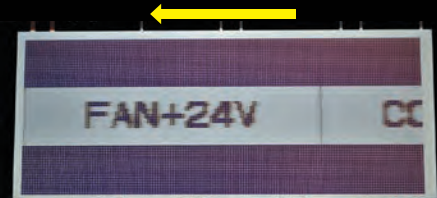

3 ELECTRICAL MARKING SYMBOLS

You can choose symbols from locally saved data in printer such as `Electrical` and `Unit` symbols.



4 PREVIEW

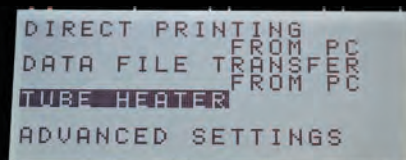
Before printing, you can check the print content and total print length by pressing the `IMAGE` key. You can decrease print media waste from misprints.



5 TUBE HEATER

When your workplace is cold, this function can help tubing (sleeve) stay soft by heating. You can maintain high printing quality on tubing (sleeve).
*Only 2.5-4.2mm size round Vinyl(PVC) tubing are available this function.

*This heater cannot be used when using rechargeable batteries.



6 ADVANCED SETTING

You can adjust detailed settings in `ADVANCED SETTINGS` such as Cutting Position, Print Position, Default Pitch Length, Default Repeat Value, Print Density, Font Choice, Automatic Power Off etc.



OTHER ITEMS

Ink Ribbon Case



LM-RC500

Half Cutter



LM-HC340

Attachment



Attachment for ID Plate

SPECIFICATIONS

| ITEMS | CONTENTS |
|---------------------------------------|--|
| Name | ELECTRONIC LETTERING MACHINE LM-550A2BH PC |
| Dimensions | 295 (W) × 293 (D) × 94 (H) mm |
| Weight | 2.4kg |
| Printing method | Thermal transfer method (300dpi) |
| Display | LCD dot matrix : 64×160 Pixel (Backlit) |
| Printing speed | 40mm/s (Standard) 20mm/s (Low temperature mode) |
| Maximum Printing length | Tube : 100m, Tape : 5m By multiple copy printing, maximum 30copies, upto Tube ; 100m, Tape ; 7m |
| Maximum number of characters to input | 5,000 characters per file |
| Character size | 1.3 , 2.3 , 4 , 6mm height |
| Usable tube | φ1.5mm ~ 8.0mm (Vinyl Tubing) (For GRIP TUBE, φ1.5~2.0mm tubes, the dedicated attachment (standard accessory) is required.) φ2.0mm ~ 6.5mm (Heat Shrink Tubing) |
| Usable tape | Width 5, 9, 12mm (Max genuine tape) |
| Usable ID Plate | 2.5/4.1/4.6/6.3/9.0mm wide. *ID Plate Attachment Only compatible with MAX brand 4.1mm wide. |
| Tube cutting method | Auto half cut, manual full cut |
| Internal memory | 250,000 characters (Maximum 50 files) |
| External memory | USB memory |
| Interface | USB 2.0 full speed |
| Power supply | DC12V, 4.2A <small>Use only specified AC Adapter (100V~240V) included in the package</small> |
| Power consumption | Max 40W |
| Operating environment | 10°C to 35°C |

CONSUMABLES & OTHER ITEMS

GRIP TUBE(Vinyl(PVC)/Drum roll)

Easy stop & Multi size tube *Not UL certified

| | |
|----------------|------------------------|
| LM-TU29G WHITE | φ1.9~2.1mm x 100m/ROLL |
| LM-TU37G WHITE | φ2.5~2.7mm x 100m/ROLL |

INK RIBBON CASE 20PCS./CTN

LM-RC500

ECONOMICAL INK RIBBON REFILLS 10 ROLLS/BOX

| | |
|------------------|-------------------|
| LM-IR50B (BLACK) | 110m (120y) /ROLL |
|------------------|-------------------|

INK RIBBON REFILLS FOR HEAT SHRINK TUBING 10 ROLLS/BOX

| | |
|-------------------|-------------------|
| LM-IR50BP (BLACK) | 110m (120y) /ROLL |
| LM-IR50W (WHITE) | 70m (76.7y) /ROLL |

HALF CUTTER *REPLACEBLE

| | |
|----------|----------|
| LM-HC340 | 2pcs/box |
|----------|----------|

`L`Tube (Vynyl(PVC)/Drum roll)

*Not UL certified

| | |
|------------------|--------------------|
| LM-TU425L2 WHITE | φ2.5mm x 250m/ROLL |
| LM-TU427L2 WHITE | φ2.7mm x 250m/ROLL |
| LM-TU432L2 WHITE | φ3.2mm x 250m/ROLL |
| LM-TU434L2 WHITE | φ3.4mm x 250m/ROLL |
| LM-TU436L2 WHITE | φ3.6mm x 250m/ROLL |
| LM-TU442L WHITE | φ4.2mm x 200m/ROLL |
| LM-TU452L WHITE | φ5.2mm x 135m/ROLL |
| LM-TU464L WHITE | φ6.4mm x 100m/ROLL |
| LM-TU480L WHITE | φ8.0mm x 70m/ROLL |

`N`Tube (UL224/E171616/105°C/600V)

| | |
|------------------|--------------------|
| LM-TU332N2 WHITE | φ3.2mm x 100m/ROLL |
| LM-TU336N2 WHITE | φ3.6mm x 100m/ROLL |
| LM-TU342N2 WHITE | φ4.2mm x 80m/ROLL |
| LM-TU352N2 WHITE | φ5.2mm x 80m/ROLL |

ID Plate (w4.1mm X t1.0mm)

| | |
|-----------------|-----------------|
| LM-ID PLATE4110 | White, 20m/reel |
|-----------------|-----------------|

POLYESTER TAPE CASSETTE 10PCS/BOX

| | |
|-------------------------|------------------------------|
| LM-TP505W (WHITE) | 5mm(W) × 16m (17.5y) (L)/PC |
| LM-TP505Y (YELLOW) | 5mm(W) × 8m (8.7y) (L)/PC |
| LM-TP505T (TRANSPARENT) | 5mm(W) × 8m (8.7y) (L)/PC |
| LM-TP509W (WHITE) | 9mm(W) × 16m (17.5y) (L)/PC |
| LM-TP509Y (YELLOW) | 9mm(W) × 8m (8.7y) (L)/PC |
| LM-TP509T (TRANSPARENT) | 9mm(W) × 8m (8.7y) (L)/PC |
| LM-TP512W (WHITE) | 12mm(W) × 16m (17.5y) (L)/PC |
| LM-TP512Y (YELLOW) | 12mm(W) × 8m (8.7y) (L)/PC |

MARKABLE SLIDE PLATE

Markable Plastic Plate for Terminal block labeling.

| | |
|-----------|--|
| LM-KM4107 | φ wide10.7mm X thickness0.5mm X 25m/roll |
|-----------|--|

PC REQUIREMENTS For Windows 10 / 8.1 / 8 / 7 operating systems. Windows® is a registered trademark of Microsoft Corporation(US) in U.S.A. or other countries.

*The specifications and design of products in this catalog will be subject to change without advance notice of our products due to our continuous efforts to improve quality.



MAX USA CORP.

205 Express Street, Plainview, NY 11803
Phone: (516) 741-3151 Fax: (516) 741-3272
WWW.MAXUSACORP.COM/SIGN_MARKING



Home Page



Facebook



Youtube